



# The Analytics of Sales Time Well Spent

It's 10AM. Do you know what your sales reps are doing?

**By Jonathan Frick and Mark Kovac**

**Jonathan Frick is a principal in Bain's Customer Strategy & Marketing practice, and is based in San Francisco. Mark Kovac is a partner in the Customer Strategy & Marketing practice and leads the global Commercial Excellence group. He is based in Dallas.**

Sales executives with even moderately large, distributed salesforces rely on data to help them understand which activities and behaviors lead to the best outcomes. Solid data and analysis allow them to make more reliable forecasts, close gaps in the sales pipeline and identify which practices produce superior performance. Yet much of the information that sales executives rely upon today, such as CRM reporting tools and time studies, is based on self-reported data. Even with good intentions, the quality of this data can be flawed. That leaves executives in the dark about what is actually occurring on the front lines, or whether those activities advance or impede progress toward desired outcomes.

Using new software to analyze the digital exhaust of calendar and email metadata provides a practical way to build an accurate profile of how frontline sales representatives and managers spend their time, who they interact with externally and internally, and what effect this has on sales performance. These tools are proving useful in sales organizations, where both managers and reps often have clear success metrics but fuzzy mental models of where and how they should be investing their time.

By seeing *exactly* where and how people spend their time—rather than relying on recollections, anecdotes or assumptions—executives have a solid basis for taking actions that will raise productivity. This view, combined with more traditional sources such as CRM data, quota attainment data, territory and account plans, and qualitative observations from ride-alongs and coaching sessions, allows executives to confidently identify which activities and behaviors matter most for sales performance.

Bain has worked with several companies across business-to-business sectors to deploy one of these software applications, Microsoft's Workplace Analytics (formerly VoloMetrix), as part of a broader effort to improve sales effectiveness. The companies used the software in at least three situations: design of their coverage model; alignment of sales resources to market opportunities; and identification and widespread adoption of the behaviors with the strongest positive influence on sales performance. Let's examine each in turn.

## Coverage: Field and inside

At the highest level, Workplace Analytics can provide a more factual foundation for decisions on sales structure and roles. For example, executives can gain insight into what will be the optimal mix of sales specialists and generalists.

Consider the case of a company selling basic supplies to businesses. The company had experienced lackluster sales growth, especially outside of its core product category. So it decided to examine how the sales group, which consisted of 85% field reps and 15% inside reps, spends its time.

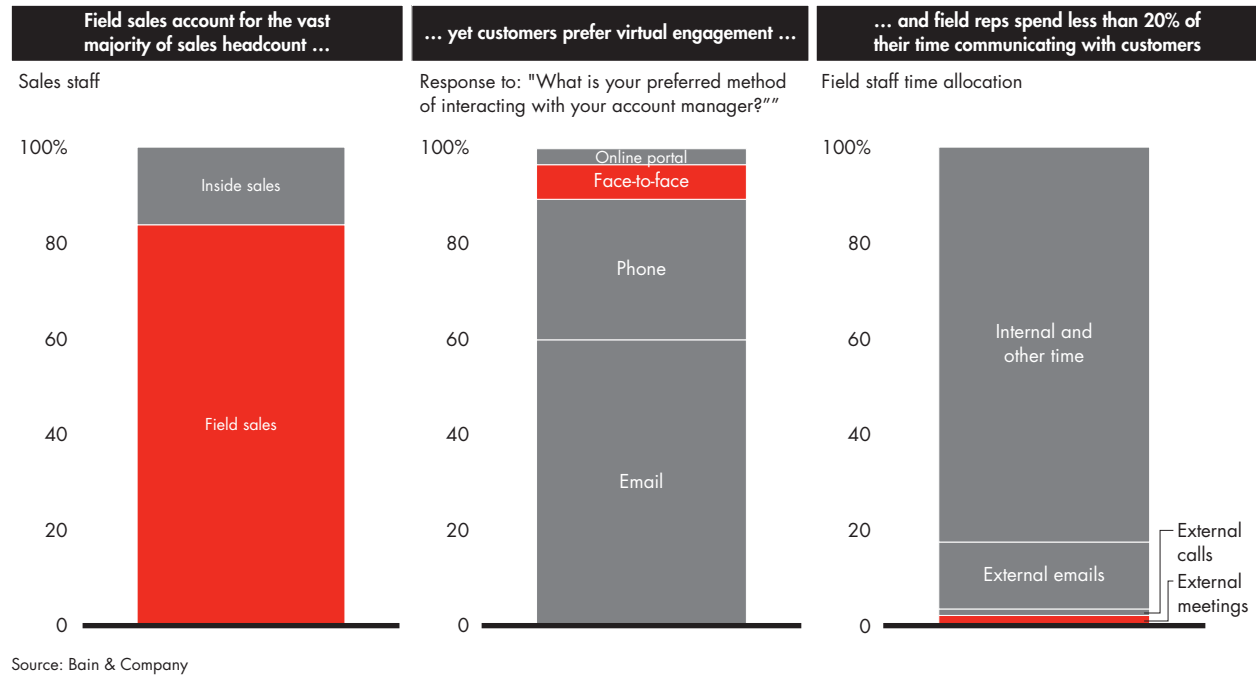
From customer surveys, the supplier learned that 60% of customers prefer to interact with sales reps by email, some 30% by phone, and fewer than 10% preferred in-person meetings. Field reps had naturally sensed customers' preferences, and were already communicating with customers mostly via email. Yet data from Workplace Analytics revealed that field reps spent less than one-fifth of their time with customers at all; the bulk of time was consumed on purely internal communications (see *Figure 1*). This raised the question: What was the point of having a field force? Based on the new time data, the company shifted to a predominantly inside sales model. Because compensation for an inside rep is roughly 55% of what a field rep receives, and an inside rep can cover more accounts, the company saved \$40 million per year while also increasing coverage and time spent with customers.

## Alignment: Opportunities large and small

Sales leaders would dearly like to know whether their deployment of sales capacity aligns with the most attractive opportunities in the market. Executives may worry that reps are farming exhausted fields rather than hunting rich grounds, but until recently they lacked hard data to prove it. The new digital tools can help achieve the right alignment.

An enterprise technology company confronted this issue after it shifted its strategy to focus on cross-selling in larger Tier-1 and Tier-2 accounts—those with the most potential spending across the company's product portfolio. The company discovered months later that account

Figure 1: One B2B supplier learned why it should shift capacity from the field to inside sales



managers were still only spending one-third of their time meeting with customers, despite self-reporting a higher share of time. Worse, they were spending 40% of that customer time with accounts at Tier 3 and below (see Figure 2).

With this new evidence in hand, sales leaders at the enterprise technology company were able to make the case for more dramatic changes, including reassigning about 30 account managers and 20 specialists, and adjusting the compensation scheme to pay certain reps only for sales to high-priority accounts.

### Behaviors: What top performers do differently

Besides wrestling with coverage and alignment issues, sales leaders have always sought to understand why some of their reps consistently attain or exceed their goals, and others do not. More to the point, sales leaders struggle with how to get more reps to perform at top levels. Are sales stars born to the breed, or do they engage in specific, teachable behaviors that correlate with success? We believe the latter is true, and that sales leaders can use hard data to identify which behaviors matter most. They should, for example,

be able to determine whether spending 10 hours with one buyer at a customer is more or less productive than speaking for one hour each with nine other influencers; or when to discuss Product A instead of Product B.

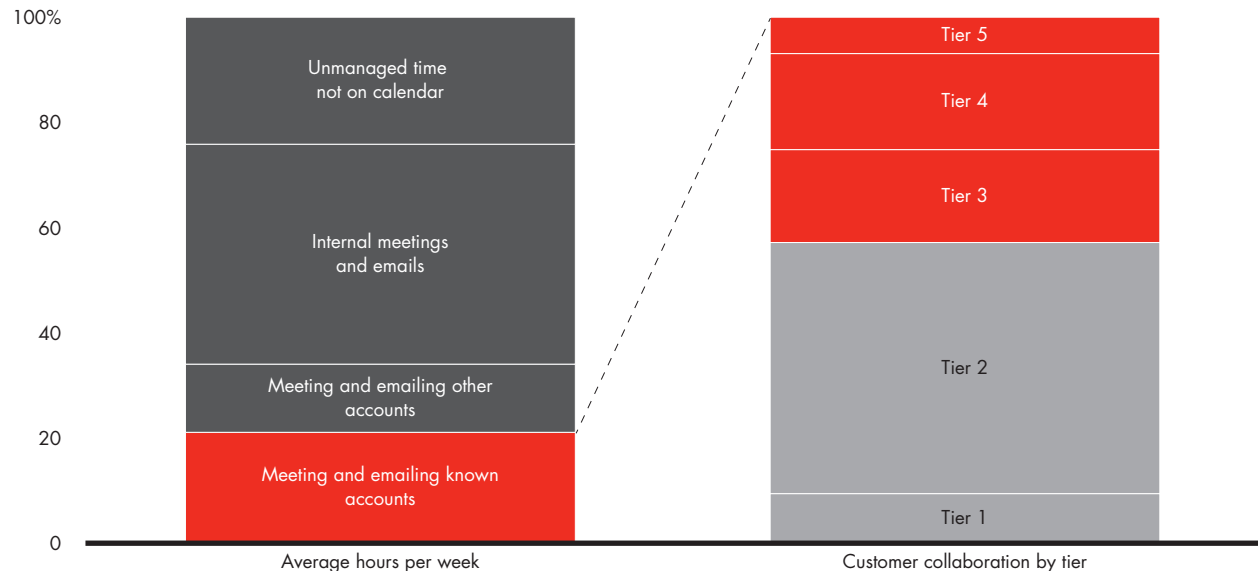
One B2B supplier dealt with similar questions by combining metrics from Workplace Analytics with other sources that measured factors we hypothesized might improve sales performance, such as cross-selling new product categories. Using statistical techniques, we determined which factors explained the difference between the best performers and average ones. We also conducted traditional qualitative research such as interviews and ride-alongs to shed light on the root causes.

We learned that top performers did a few things differently. Some were intuitive, such as spending an average of four more hours per week than other reps communicating with customers, or being 25% more likely to cross-sell other product categories. But some behavior was surprising. Top performers were:

- Three times as likely to interact with multiple groups *inside* the company. They worked not only with sales

**Figure 2:** An enterprise technology firm learned that account managers were neglecting high-priority Tier-1 and Tier-2 accounts

Account manager time allocation



Source: Bain & Company

specialists, but also people who could bring expertise to bear on, or expedite, the handling of a customer issue, such as staff in finance, legal, pricing or marketing. The size of a rep's internal network consistently predicted sales success.

- Twice as likely to collaborate frequently with peer generalist reps, even though the structure of the salesforce made it unlikely that peers would ever work together on a deal.
- 50% more likely to have weekly pipeline reviews with their direct managers.

Given that software tools typically provide indicative metrics rather than the full scope of underlying behavior, combining quantitative insights with qualitative observations helps executives understand the root causes of performance differences. After reviewing both sets of information, the company learned:

- The most successful reps came better prepared to their meetings with customers. Rather than showing up to a quarterly review to discuss how much the

customer wanted to order, they prepared by assessing the potential needs of the customer, pulling in experts on other products that might be pitched. That allowed them to have richer conversations with customers in which they could credibly cross-sell new product lines.

- Top sellers sought out opportunities for coaching and mentorship, whether through formal training or from their direct manager and their peers. That's why "peer time" became a predictor of sales success.
- Best sellers often worked on teams where the front-line manager took advantage of weekly reviews to coach reps on how to advance opportunities, rather than to simply inspect their plans.

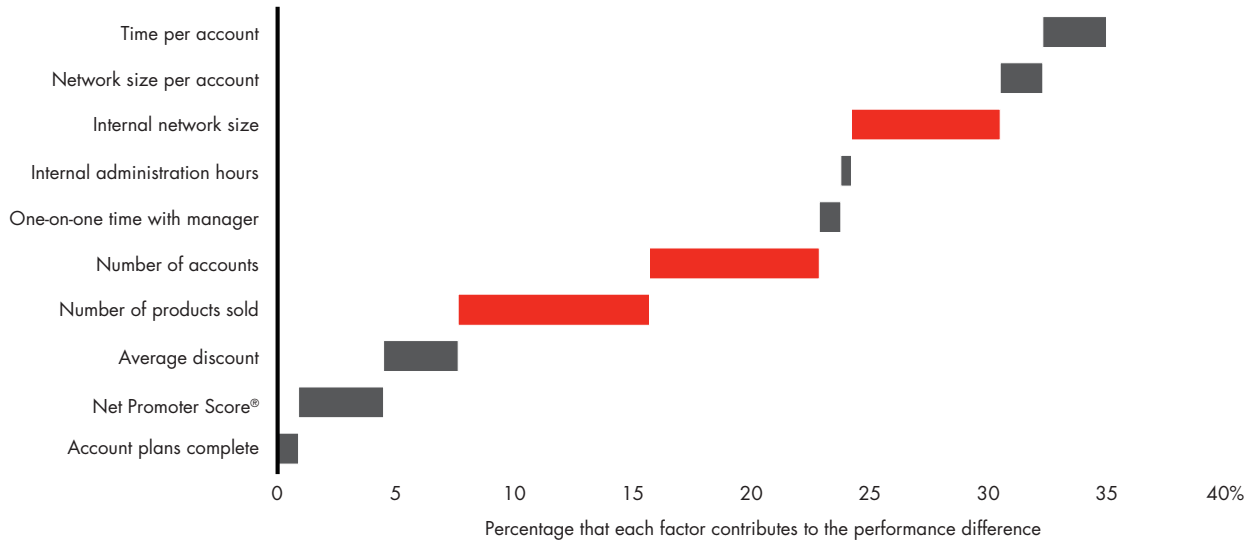
## The role of the coach

We do not believe that software will ever spit out algorithms that robotically build supersellers for any market. But sales executives can begin to recognize patterns that will inform the design of an integrated program that uses sales training, frontline coaching and change

The Analytics of Sales Time Well Spent

Figure 3: Sales performance factors vary by company and customer context

In a complex, consultative selling situation, three factors account for much of the difference between high performers and average performers



Note: Net Promoter Score, assigned by customers to an individual sales representative, is part of the broader Net Promoter System® that uses customer feedback to improve the customer’s experience; Net Promoter®, Net Promoter System® and Net Promoter Score® are registered trademarks of Bain & Company, Inc., Fred Reichheld and Satmetrix Systems, Inc.  
Source: Bain & Company

management techniques to motivate reps to take the handful of actions that best correlate with higher performance. While some best practices apply to any salesforce, others vary by company and market context.

For example, in complex, consultative selling situations—such as expensive technology products—it’s important to factor in the size of the internal network and the number of products sold, because one rep rarely can successfully pitch a wide and complex portfolio (see Figure 3).

Different tactics apply for companies selling a single, simple product. Successful reps in this situation typically maximize the number of customers they know, but then rigorously qualify opportunities and allocate their visits and time wisely.

Indeed, new data derived from software is most effective when it answers specific questions about a specific problem, based on a hypothesis. Software tools should not be wielded as a hammer in search of nails. The data becomes most powerful when blended with other datasets and qualitative information. While it’s interesting to learn that reps do not spend much time with

Customer X, the richer insight comes from learning that Customer X has high potential value, a fact that might emerge from a customer lifetime value model.

Moreover, insights derived from analytics will sit on the shelf if they aren’t used to coach and reinforce reps’ habits. Getting average performers to change their behaviors requires showing them why the change benefits both them and the company, training them in the different behaviors, providing them with the right tools, and urging supervisors to coach them. To assemble an effective account plan, for instance, a rep might need training in additional products, as well as easy access to a heuristic model that can help calculate the customer’s wallet size. The rep’s manager could reinforce the plan by periodically referring back to it in coaching sessions.

The revelation of how salespeople actually spend their time paves the way to management based on facts, not myths. It makes clearer what combination of coverage, alignment and behaviors generates the best outcomes. And it gives frontline managers a specific agenda for coaching and training, all in the service of greater productivity for the entire sales team. ↻

## *Shared Ambition, True Results*

**Bain & Company is the management consulting firm that the world's business leaders come to when they want results.**

Bain advises clients on strategy, operations, technology, organization, private equity and mergers and acquisitions. We develop practical, customized insights that clients act on and transfer skills that make change stick. Founded in 1973, Bain has 55 offices in 36 countries, and our deep expertise and client roster cross every industry and economic sector. Our clients have outperformed the stock market 4 to 1.

### **What sets us apart**

We believe a consulting firm should be more than an adviser. So we put ourselves in our clients' shoes, selling outcomes, not projects. We align our incentives with our clients' by linking our fees to their results and collaborate to unlock the full potential of their business. Our Results Delivery® process builds our clients' capabilities, and our True North values mean we do the right thing for our clients, people and communities—always.



## Key contacts in Bain's Customer Strategy & Marketing practice

<b>Americas</b>	<b>Jonathan Frick</b> in San Francisco ( <i>jonathan.frick@bain.com</i> ) <b>Mark Kovac</b> in Dallas ( <i>mark.kovac@bain.com</i> )
<b>Asia-Pacific</b>	<b>Wade Cruse</b> in Singapore ( <i>wade.cruse@bain.com</i> )
<b>Europe, Middle East and Africa</b>	<b>Bertrand Pointeau</b> in Paris ( <i>bertrand.pointeau@bain.com</i> )

For more information, visit [www.bain.com](http://www.bain.com)